

Product: IXIOS CONVICTIONS I - USD

ISIN: FR0013412913 - Currency: USD

This UCITS is a sub-fund of the IXIOS FUNDS SICAV.

Name of offeror: Ixios Asset Management

Website: www.ixios-am.com

Contact: call +33 1 89 19 87 30 for further information

Competent authority: The Autorité des Marchés Financiers (AMF) is responsible for supervising Ixios Asset Management regarding this key information document. Ixios Asset Management is authorised in France under number GP-19000010 and regulated by the Autorité des Marchés Financiers.

Key information document production date: 08/31/2023.

Warning

You are about to buy a product that is not simple and may be difficult to understand.

What this product consists of

Type: Equities IXIOS CONVICTIONS I - USD of the Sub-Fund - Undertaking for Collective Investment in Transferable Securities (UCITS) Ixios Convictions of the Ixios Funds SICAV.

Duration: The Fund is open-ended. The management company may dissolve the fund by liquidation or merger with another fund in the best interests of investors and in accordance with the Prospectus.

Objectives: IXIOS Convictions is a sub-fund seeking long-term performance from the normalisation of excessive discounts on equities and bonds issued by companies in developed markets.

The objective of the I - USD is to outperform the MSCI World NR Index - USD (NDDUWI Index) over an investment period of 5 years, after deduction of ongoing costs.

The UCI is classified as Article 6 within the meaning of Regulation (EU) 2019/2088 on the publication of sustainability information in the financial services sector (known as the Disclosure Regulation).

The investment strategy consists of:

- Identify companies at an excessive discount in terms of their: Performance (absolute or relative to the sector); Valuation (P/E ratios, EV/Ebitda, EV/Sales, etc.); Profitability (FCF, profit margin, etc.).
- Determine the drivers for their recovery or catch-up: review of candidates for recovery within a broad universe of mainly European and US equities, which may involve a direct meeting (in person or by telephone) with the companies in which the sub-fund invests.

This is followed by a fundamental analysis of each case, based on a number of criteria, including : The discount on the value of the shares and/or bonds issued by the company; The quality of the company's management; The quality of its financial structure; The visibility of the company's future results; The prospects for growth in production, sales and cash flow; The geopolitical risks associated with the location of the assets; The speculative aspect of the value.

Geographically, the investment universe is essentially made up of equities of companies listed in Europe and the United States. However, up to 10% of the Fund's assets may be invested in emerging market equities.

Equities are of all capitalisation sizes. The sub-fund invests between 60% and 100% of its net assets in equities.

The Sub-Fund may invest up to 20% of its net assets in Money Market Instruments, mainly for liquidity management purposes.

These are instruments with a residual maturity of less than or equal to twelve months issued by governments in Euros that are high-grade or better (minimum short-term rating equivalent to A-1 on the Standard & Poor's rating scale, P-1 for Moody's or F1 for Fitch Ratings, or a rating deemed equivalent by the management company).

The sub-fund may invest in financial contracts traded on international markets, up to a limit of one time the sub-fund's net assets, in order to enter into: sales of options listed on regulated markets, purchases of options listed on regulated markets, forward exchange contracts (over the counter or standardised) or currency swaps in order to hedge exposure to certain currencies.

The Fund may also hold embedded derivatives (warrants or certificates) up to a limit of 10% of its net assets.

The Sub-Fund may also invest up to 10% of its net assets in money market UCIs.

The Sub-Fund may hold up to 10% of its net assets in term deposits with the Custodian.

Target retail investors: This product is aimed at professional investors who have advanced knowledge and significant experience of investing in funds, who aim to increase the value of their investment over the recommended holding period and who are prepared to assume a high level of risk on their initial capital.

Redemption and transaction: Investors may obtain redemption on any business day upon simple request. Subscription and redemption requests are centralised each trading day before 6pm with our centralising agent Société Générale and executed based on the next net asset value dated the following day.

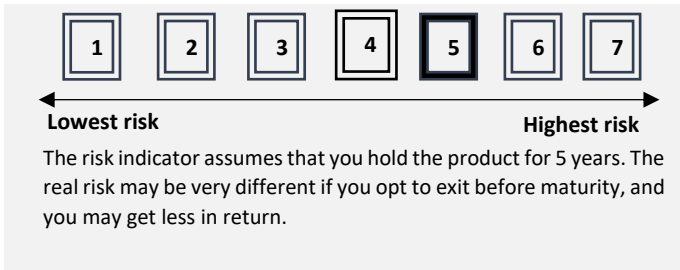
Custodian: Société Générale SA

Practical information: Further information on this Fund, including the prospectus and financial reports, may be obtained free of charge on request from : Ixios Asset Management - 8, rue d'Aboukir, 75002 Paris, France.

The net asset value of the Funds is available at www.ixios-am.com.

What are the risks and what's in it for me?

Risk indicator:



We have classified this product in risk class 5 out of 7, which is a "medium-high risk class".

In other words, the potential losses linked to the future performance of the product are at an "high average" level and, if the situation were to deteriorate on the markets, it is possible that our ability to pay you would be affected.

Other materially relevant risks not included in the synthetic risk indicator: Market liquidity risk may accentuate variations in the product's performance.

As this product does not provide protection against the vagaries of the market, you could lose all or part of your investment.

In addition to the risks included in the risk indicator, other risks may influence the Fund's performance. Please refer to the fund prospectus.

The synthetic risk indicator shows the level of risk of this product compared with others. It indicates the probability that this product will incur losses in the event of market movements or if we are unable to pay you.

Beware of exchange rate risk. If the currency of your account is different from that of this Share, the amounts paid to you will depend on the exchange rate between the currencies. This currency risk is not considered in the above indicator.

Performance scenarios

The unfavourable, intermediate, and favourable scenarios presented represent examples using the best and worst performances, as well as the average performance of the product, possibly supplemented by that of the reference indicator over the last ten years. Markets could evolve very differently in the future. The stress scenario shows what you could achieve in extreme market situations.

What you get out of this product depends on future market performance. Future market movements are unpredictable and cannot be accurately predicted.

Amounts in USD rounded to 10 USD near

Investment of 10 000 USD Scenarios		If you leave after 1 year	If you leave after 5 years (Recommended holding period)
Tension scenario	What you could get after deduction of costs Average annual yield	5 190 USD -48,06%	3 670 USD -18,16 %
Unfavourable scenario	What you could get after deduction of costs Average annual yield	8 040 USD -19,63 %	9 420 USD -1,19 %
Intermediate scenario	What you could get after deduction of costs Average annual yield	10 740 USD 7,41 %	14 780 USD 8,13 %
Favourable scenario	What you could get after deduction of costs Average annual yield	15 400 USD 54,03 %	20 510 USD 15,45 %

The chiffres shown include all costs of the product itself, but not necessarily all charges due to your adviser or distributor. These chiffres do not consider your personal fiscale situation, which may also influence the amounts you receive.

What happens if Ixios Asset Management is unable to make the payments?

The product is a co-ownership of financial instruments and deposits that is separate from the portfolio management company. In the event of default by the portfolio management company, the assets of the product held by the custodian will not be affected. In the event of default by the custodian, the risk of financial loss to the product is mitigated by the legal segregation of the custodian's assets from those of the product.

What will this investment cost me?

The person selling or advising you on this product may ask you to pay additional costs. If so, they will tell you about these costs and show you how they affect your investment.

Costs over time

The tables show the amounts deducted from your investment to cover the different types of costs. These amounts depend on the amount you invest and the length of time you hold the product. The amounts shown here are illustrations based on an example of an investment amount and different possible investment periods.

We have assumed:

- that in the first year you would get back the amount you invested (0% annual return). That for the other holding periods, the product evolves as indicated in the intermediate scenario.
- 10 000 USD are invested.

Recommended holding period: 5 years.	If you leave after 1 year	If you leave after 5 years (recommended holding period)
Scenarios for an Investment of 10 000 USD		
Total costs	100 USD	754 USD
Annual cost impact (*)	1,00 %	1,08 %

(*) It shows the extent to which costs reduce your return annually over the holding period. For example, it shows that if you exit at the end of the recommended holding period, your average return per year is expected to be 9,21 % before costs and 8,13 % after this deduction.

These figures include the maximum distribution costs that the person selling you the product can charge you. This person will inform you of the actual distribution costs.

Composition of costs

The impact of annual costs if you leave after 1 year		
One-off entry or exit costs		
Entry costs	We do not charge an entry fee for this product.	0 USD
Exit costs	We do not charge any exit fees for this product.	0 USD
Recurring costs levied each year		
Management fees and other administrative or operating costs	0,80 % of the value of your investment per year. This is an estimate based on last year's actual costs.	80 USD
Transaction costs	0,20 % of the value of your investment per year. This is an estimate based on last year's actual costs.	20 USD
Ancillary costs levied under specific conditions		
Commissions Performance	15% of the Fund's annual outperformance, net of fees, over and above the annual performance of the MSCI World NR Index - USD (NDDUWI Index) calculated using the reference asset methodology. The calculation is applied on each Net Asset Value calculation date in accordance with the conditions described in the prospectus. Past underperformance over the last 5 years must be offset before a new performance fee provision can be recorded. Performance fees on assets under management, if any, are deducted at the end of the Fund's financial year. Performance fees on redemptions, if any, may be charged during the financial year.	0 USD

These costs do not include the operating expenses inherent in the operation of the underlying assets.

These costs may differ from the actual costs that the retail investor may incur.

How long do I have to keep it and can I withdraw money early?

The recommended investment horizon is a minimum of 5 years.

You may request redemption of your shares each day. Redemption transactions are carried out daily in accordance with the terms and conditions set out in the prospectus. Investors may be penalised if they hold their shares for less than the recommended period.

How do I make a complaint?

You may make a complaint about the product or the conduct of (i) the originator of the product, (ii) a person who provides advice about the product, or (iii) a person who sells the product by sending an e-mail or letter to the following persons, as applicable:

- If your complaint concerns the product itself or the behaviour of the initiator: please contact Ixios Asset Management by e-mail (compliance@ixios-am.com) or by post, preferably with return receipt, at Ixios Asset Management - 8, rue d'Aboukir 75002 Paris. A complaints handling procedure is available on the company's website: <https://ixios-am.com/fr/informations-reglementaires>
- If your complaint concerns a person who provides advice on the product or offers it, please contact that person directly.

IXIOS AM shall not be liable for any statement contained herein that is misleading, inaccurate or inconsistent with the corresponding parts of the Fund's prospectus.

Other relevant information

If you are not satisfied with the response you receive, or if your contact does not reply within 1 month, you can also contact the AMF Ombudsman by filling in the electronic form on the AMF website (www.amf-france.org), or by post: Le Médiateur - Autorité des marchés financiers - 17, place de la Bourse - 75082 PARIS CEDEX 02.

The UCI is classified as Article 6 within the meaning of Regulation (EU) 2019/2088 on the publication of sustainability information in the financial services sector (known as the Disclosure Regulation).

The prospectus, articles of association, key investor information documents, notices to investors, financial reports and other information documents relating to the Fund, including the various published policies of the Fund, can be found on our website www.ixios-am.com. You may also request a copy of these documents from the registered office of the Management Company.

Where this product is used as a unit-linked carrier in a life insurance or capitalisation contract, additional information on this contract, such as the costs of the contract, which are not included in the costs set out in this document, the contact in the event of a claim and what happens if the insurance company defaults, is set out in the key information document for this contract, which must be provided by your insurer or broker or any other insurance intermediary in accordance with its legal obligation.

A Gates redemption cap mechanism may be implemented by the Management Company. For more information on this mechanism, please refer to the "Gates redemption cap mechanism" section of the Prospectus.

Past performance: You can download the Fund's past performance at www.ixios-am.com

Performance scenarios: You can consult the performance scenarios updated each month on www.ixios-am.com

Additional information for Switzerland: the fund's country of origin is France. In Switzerland, the representative and Paying Agent is Société Générale, Zurich Branch, Talacker 50, P.O. Box 5070, CH-8021 Zurich. The prospectus, key investor information, regulations or articles of association, annual and semi-annual reports may be obtained free of charge from the representative.

Product: IXIOS CONVICTIONS I - EUR

ISIN: FR0013447760 - Currency: EUR

This UCITS is a sub-fund of the IXIOS FUNDS SICAV.

Name of offeror: Ixios Asset Management

Website: www.ixios-am.com

Contact: call +33 1 89 19 87 30 for further information

Competent authority: The Autorité des Marchés Financiers (AMF) is responsible for supervising Ixios Asset Management regarding this key information document. Ixios Asset Management is authorised in France under number GP-19000010 and regulated by the Autorité des Marchés Financiers.

Key information document production date: 08/31/2023.

Warning

You are about to buy a product that is not simple and may be difficult to understand.

What this product consists of

Type: Equities IXIOS CONVICTIONS I - EUR of the Sub-Fund - Undertaking for Collective Investment in Transferable Securities (UCITS) Ixios Convictions of the Ixios Funds SICAV.

Duration: The Fund is open-ended. The management company may dissolve the fund by liquidation or merger with another fund in the best interests of investors and in accordance with the Prospectus.

Objectives: IXIOS Convictions is a sub-fund seeking long-term performance from the normalisation of excessive discounts on equities and bonds issued by companies in developed markets.

The objective of the I - EUR is to outperform the MSCI World Net Total Return EUR (MSDEWIN Index) over an investment period of 5 years, after deduction of ongoing costs.

The UCI is classified as Article 6 within the meaning of Regulation (EU) 2019/2088 on the publication of sustainability information in the financial services sector (known as the Disclosure Regulation).

The investment strategy consists of:

- Identify companies at an excessive discount in terms of their: Performance (absolute or relative to the sector); Valuation (P/E ratios, EV/Ebitda, EV/Sales, etc.); Profitability (FCF, profit margin, etc.).
- Determine the drivers for their recovery or catch-up: review of candidates for recovery within a broad universe of mainly European and US equities, which may involve a direct meeting (in person or by telephone) with the companies in which the sub-fund invests.

This is followed by a fundamental analysis of each case, based on a number of criteria, including : The discount on the value of the shares and/or bonds issued by the company; The quality of the company's management; The quality of its financial structure; The visibility of the company's future results; The prospects for growth in production, sales and cash flow; The geopolitical risks associated with the location of the assets; The speculative aspect of the value.

Geographically, the investment universe is essentially made up of equities of companies listed in Europe and the United States. However, up to 10% of the Fund's assets may be invested in emerging market equities.

Equities are of all capitalisation sizes. The sub-fund invests between 60% and 100% of its net assets in equities.

The Sub-Fund may invest up to 20% of its net assets in Money Market Instruments, mainly for liquidity management purposes.

These are instruments with a residual maturity of less than or equal to twelve months issued by governments in Euros that are high-grade or better (minimum short-term rating equivalent to A-1 on the Standard & Poor's rating scale, P-1 for Moody's or F1 for Fitch Ratings, or a rating deemed equivalent by the management company).

The sub-fund may invest in financial contracts traded on international markets, up to a limit of one time the sub-fund's net assets, in order to enter into: sales of options listed on regulated markets, purchases of options listed on regulated markets, forward exchange contracts (over the counter or standardised) or currency swaps in order to hedge exposure to certain currencies.

The Fund may also hold embedded derivatives (warrants or certificates) up to a limit of 10% of its net assets.

The Sub-Fund may also invest up to 10% of its net assets in money market UCIs.

The Sub-Fund may hold up to 10% of its net assets in term deposits with the Custodian.

Target retail investors: This product is aimed at professional investors who have advanced knowledge and significant experience of investing in funds, who aim to increase the value of their investment over the recommended holding period and who are prepared to assume a high level of risk on their initial capital.

Redemption and transaction: Investors may obtain redemption on any business day upon simple request. Subscription and redemption requests are centralised each trading day before 6pm with our centralising agent Société Générale and executed based on the next net asset value dated the following day.

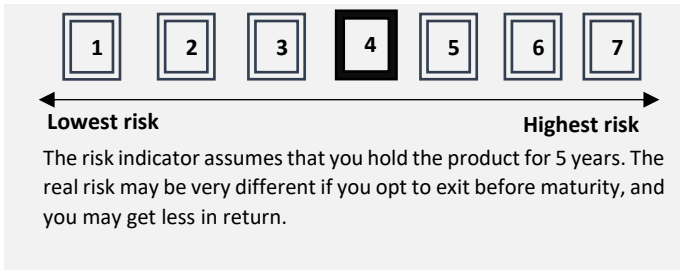
Custodian: Société Générale SA

Practical information: Further information on this Fund, including the prospectus and financial reports, may be obtained free of charge on request from : Ixios Asset Management - 8, rue d'Aboukir, 75002 Paris, France.

The net asset value of the Funds is available at www.ixios-am.com.

What are the risks and what's in it for me?

Risk indicator:



We have classified this product in risk class 4 out of 7, which is a "medium risk class".

In other words, the potential losses linked to the future performance of the product are at an "average" level and, if the situation were to deteriorate on the markets, it is possible that our ability to pay you would be affected.

Other materially relevant risks not included in the synthetic risk indicator: Market liquidity risk may accentuate variations in the product's performance.

As this product does not provide protection against the vagaries of the market, you could lose all or part of your investment.

In addition to the risks included in the risk indicator, other risks may influence the Fund's performance. Please refer to the fund prospectus.

The synthetic risk indicator shows the level of risk of this product compared with others. It indicates the probability that this product will incur losses in the event of market movements or if we are unable to pay you.

Beware of exchange rate risk. If the currency of your account is different from that of this Share, the amounts paid to you will depend on the exchange rate between the currencies. This currency risk is not considered in the above indicator.

Performance scenarios

The unfavourable, intermediate, and favourable scenarios presented represent examples using the best and worst performances, as well as the average performance of the product, possibly supplemented by that of the reference indicator over the last ten years. Markets could evolve very differently in the future. The stress scenario shows what you could achieve in extreme market situations.

What you get out of this product depends on future market performance. Future market movements are unpredictable and cannot be accurately predicted.

Amounts in EUR rounded to 10 EUR near

Investment of 10 000 EUR Scenarios		If you leave after 1 year	If you leave after 5 years (Recommended holding period)
Tension scenario	What you could get after deduction of costs Average annual yield	5 150 EUR -48,52%	3 600 EUR -18,46 %
Unfavourable scenario	What you could get after deduction of costs Average annual yield	8 190 EUR -18,05 %	9 230 EUR -1,60 %
Intermediate scenario	What you could get after deduction of costs Average annual yield	11 070 EUR 10,73 %	16 850 EUR 11,00 %
Favourable scenario	What you could get after deduction of costs Average annual yield	15 180 EUR 51,80 %	20 970 EUR 15,96 %

The chiffres shown include all costs of the product itself, but not necessarily all charges due to your adviser or distributor. These chiffres do not consider your personal fiscale situation, which may also influence the amounts you receive.

What happens if Ixios Asset Management is unable to make the payments?

The product is a co-ownership of financial instruments and deposits that is separate from the portfolio management company. In the event of default by the portfolio management company, the assets of the product held by the custodian will not be affected. In the event of default by the custodian, the risk of financial loss to the product is mitigated by the legal segregation of the custodian's assets from those of the product.

What will this investment cost me?

The person selling or advising you on this product may ask you to pay additional costs. If so, they will tell you about these costs and show you how they affect your investment.

Costs over time

The tables show the amounts deducted from your investment to cover the different types of costs. These amounts depend on the amount you invest and the length of time you hold the product. The amounts shown here are illustrations based on an example of an investment amount and different possible investment periods.

We have assumed:

- that in the first year you would get back the amount you invested (0% annual return). That for the other holding periods, the product evolves as indicated in the intermediate scenario.
- 10 000 EUR are invested.

Recommended holding period: 5 years. Scenarios for an Investment of 10 000 EUR	If you leave after 1 year	If you leave after 5 years (recommended holding period)
Total costs	186 EUR	1 629 EUR
Annual cost impact (*)	1,86 %	2,07 %

(*) It shows the extent to which costs reduce your return annually over the holding period. For example, it shows that if you exit at the end of the recommended holding period, your average return per year is expected to be 13,07 % before costs and 11,00 % after this deduction.

These figures include the maximum distribution costs that the person selling you the product can charge you. This person will inform you of the actual distribution costs.

Composition of costs

The impact of annual costs if you leave after 1 year		
One-off entry or exit costs		
Entry costs	We do not charge an entry fee for this product.	0 EUR
Exit costs	We do not charge any exit fees for this product.	0 EUR
Recurring costs levied each year		
Management fees and other administrative or operating costs	1,55 % of the value of your investment per year. This is an estimate based on last year's actual costs.	155 EUR
Transaction costs	0,20 % of the value of your investment per year. This is an estimate based on last year's actual costs.	20 EUR
Ancillary costs levied under specific conditions		
Commissions Performance	15% of the Fund's annual outperformance, net of fees, over and above the annual performance of the MSCI World Net Total Return EUR (MSDEWIN Index) calculated using the reference asset methodology. The calculation is applied on each Net Asset Value calculation date in accordance with the conditions described in the prospectus. Past underperformance over the last 5 years must be offset before a new performance fee provision can be recorded. Performance fees on assets under management, if any, are deducted at the end of the Fund's financial year. Performance fees on redemptions, if any, may be charged during the financial year.	11 EUR

These costs do not include the operating expenses inherent in the operation of the underlying assets.

These costs may differ from the actual costs that the retail investor may incur.

How long do I have to keep it and can I withdraw money early?

The recommended investment horizon is a minimum of 5 years.

You may request redemption of your shares each day. Redemption transactions are carried out daily in accordance with the terms and conditions set out in the prospectus. Investors may be penalised if they hold their shares for less than the recommended period.

How do I make a complaint?

You may make a complaint about the product or the conduct of (i) the originator of the product, (ii) a person who provides advice about the product, or (iii) a person who sells the product by sending an e-mail or letter to the following persons, as applicable:

- If your complaint concerns the product itself or the behaviour of the initiator: please contact Ixios Asset Management by e-mail (compliance@ixios-am.com) or by post, preferably with return receipt, at Ixios Asset Management - 8, rue d'Aboukir 75002 Paris. A complaints handling procedure is available on the company's website: <https://ixios-am.com/fr/informations-reglementaires>
- If your complaint concerns a person who provides advice on the product or offers it, please contact that person directly.

IXIOS AM shall not be liable for any statement contained herein that is misleading, inaccurate or inconsistent with the corresponding parts of the Fund's prospectus.

Other relevant information

If you are not satisfied with the response you receive, or if your contact does not reply within 1 month, you can also contact the AMF Ombudsman by filling in the electronic form on the AMF website (www.amf-france.org), or by post: Le Médiateur - Autorité des marchés financiers - 17, place de la Bourse - 75082 PARIS CEDEX 02.

The UCI is classified as Article 6 within the meaning of Regulation (EU) 2019/2088 on the publication of sustainability information in the financial services sector (known as the Disclosure Regulation).

The prospectus, articles of association, key investor information documents, notices to investors, financial reports and other information documents relating to the Fund, including the various published policies of the Fund, can be found on our website www.ixios-am.com. You may also request a copy of these documents from the registered office of the Management Company.

Where this product is used as a unit-linked carrier in a life insurance or capitalisation contract, additional information on this contract, such as the costs of the contract, which are not included in the costs set out in this document, the contact in the event of a claim and what happens if the insurance company defaults, is set out in the key information document for this contract, which must be provided by your insurer or broker or any other insurance intermediary in accordance with its legal obligation.

A Gates redemption cap mechanism may be implemented by the Management Company. For more information on this mechanism, please refer to the "Gates redemption cap mechanism" section of the Prospectus.

Past performance: You can download the Fund's past performance at www.ixios-am.com

Performance scenarios: You can consult the performance scenarios updated each month on www.ixios-am.com

Additional information for Switzerland: the fund's country of origin is France. In Switzerland, the representative and Paying Agent is Société Générale, Zurich Branch, Talacker 50, P.O. Box 5070, CH-8021 Zurich. The prospectus, key investor information, regulations or articles of association, annual and semi-annual reports may be obtained free of charge from the representative.

Product: IXIOS CONVICTIONS F - USD

ISIN: FR0013412541 - Currency: USD

This UCITS is a sub-fund of the IXIOS FUNDS SICAV.

Name of offeror: Ixios Asset Management

Website: www.ixios-am.com

Contact: call +33 1 89 19 87 30 for further information

Competent authority: The Autorité des Marchés Financiers (AMF) is responsible for supervising Ixios Asset Management regarding this key information document. Ixios Asset Management is authorised in France under number GP-19000010 and regulated by the Autorité des Marchés Financiers.

Key information document production date: 08/31/2023.

Warning

You are about to buy a product that is not simple and may be difficult to understand.

What this product consists of

Type: Equities IXIOS CONVICTIONS F - USD of the Sub-Fund - Undertaking for Collective Investment in Transferable Securities (UCITS) Ixios Convictions of the Ixios Funds SICAV.

Duration: The Fund is open-ended. The management company may dissolve the fund by liquidation or merger with another fund in the best interests of investors and in accordance with the Prospectus.

Objectives: IXIOS Convictions is a sub-fund seeking long-term performance from the normalisation of excessive discounts on equities and bonds issued by companies in developed markets.

The objective of the F - USD is to outperform the MSCI World NR Index - USD (NDDUWI Index) over an investment period of 5 years, after deduction of ongoing costs.

The UCI is classified as Article 6 within the meaning of Regulation (EU) 2019/2088 on the publication of sustainability information in the financial services sector (known as the Disclosure Regulation).

The investment strategy consists of:

- Identify companies at an excessive discount in terms of their: Performance (absolute or relative to the sector); Valuation (P/E ratios, EV/Ebitda, EV/Sales, etc.); Profitability (FCF, profit margin, etc.).
- Determine the drivers for their recovery or catch-up: review of candidates for recovery within a broad universe of mainly European and US equities, which may involve a direct meeting (in person or by telephone) with the companies in which the sub-fund invests.

This is followed by a fundamental analysis of each case, based on a number of criteria, including : The discount on the value of the shares and/or bonds issued by the company; The quality of the company's management; The quality of its financial structure; The visibility of the company's future results; The prospects for growth in production, sales and cash flow; The geopolitical risks associated with the location of the assets; The speculative aspect of the value.

Geographically, the investment universe is essentially made up of equities of companies listed in Europe and the United States. However, up to 10% of the Fund's assets may be invested in emerging market equities.

Equities are of all capitalisation sizes. The sub-fund invests between 60% and 100% of its net assets in equities.

The Sub-Fund may invest up to 20% of its net assets in Money Market Instruments, mainly for liquidity management purposes.

These are instruments with a residual maturity of less than or equal to twelve months issued by governments in Euros that are high-grade or better (minimum short-term rating equivalent to A-1 on the Standard & Poor's rating scale, P-1 for Moody's or F1 for Fitch Ratings, or a rating deemed equivalent by the management company).

The sub-fund may invest in financial contracts traded on international markets, up to a limit of one time the sub-fund's net assets, in order to enter into: sales of options listed on regulated markets, purchases of options listed on regulated markets, forward exchange contracts (over the counter or standardised) or currency swaps in order to hedge exposure to certain currencies.

The Fund may also hold embedded derivatives (warrants or certificates) up to a limit of 10% of its net assets.

The Sub-Fund may also invest up to 10% of its net assets in money market UCIs.

The Sub-Fund may hold up to 10% of its net assets in term deposits with the Custodian.

Target retail investors: This product is aimed at professional investors who have advanced knowledge and significant experience of investing in funds, who aim to increase the value of their investment over the recommended holding period and who are prepared to assume a high level of risk on their initial capital.

Redemption and transaction: Investors may obtain redemption on any business day upon simple request. Subscription and redemption requests are centralised each trading day before 6pm with our centralising agent Société Générale and executed based on the next net asset value dated the following day.

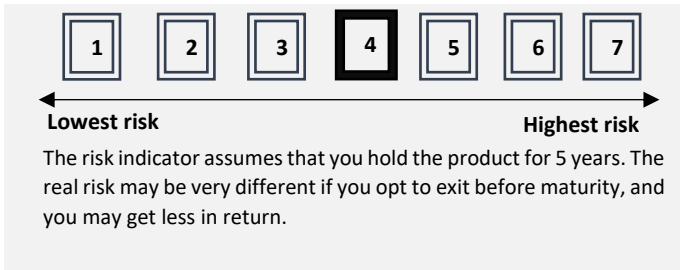
Custodian: Société Générale SA

Practical information: Further information on this Fund, including the prospectus and financial reports, may be obtained free of charge on request from : Ixios Asset Management - 8, rue d'Aboukir, 75002 Paris, France.

The net asset value of the Funds is available at www.ixios-am.com.

What are the risks and what's in it for me?

Risk indicator:



We have classified this product in risk class 4 out of 7, which is a "medium risk class".

In other words, the potential losses linked to the future performance of the product are at an "average" level and, if the situation were to deteriorate on the markets, it is possible that our ability to pay you would be affected.

Other materially relevant risks not included in the synthetic risk indicator: Market liquidity risk may accentuate variations in the product's performance.

As this product does not provide protection against the vagaries of the market, you could lose all or part of your investment.

In addition to the risks included in the risk indicator, other risks may influence the Fund's performance. Please refer to the fund prospectus.

The synthetic risk indicator shows the level of risk of this product compared with others. It indicates the probability that this product will incur losses in the event of market movements or if we are unable to pay you.

Beware of exchange rate risk. If the currency of your account is different from that of this Share, the amounts paid to you will depend on the exchange rate between the currencies. This currency risk is not considered in the above indicator.

Performance scenarios

The unfavourable, intermediate, and favourable scenarios presented represent examples using the best and worst performances, as well as the average performance of the product, possibly supplemented by that of the reference indicator over the last ten years. Markets could evolve very differently in the future. The stress scenario shows what you could achieve in extreme market situations.

What you get out of this product depends on future market performance. Future market movements are unpredictable and cannot be accurately predicted.

Amounts in USD rounded to 10 USD near

Investment of 10 000 USD Scenarios		If you leave after 1 year	If you leave after 5 years (Recommended holding period)
Tension scenario	What you could get after deduction of costs Average annual yield	1 460 USD -85,41%	1 040 USD -36,41 %
Unfavourable scenario	What you could get after deduction of costs Average annual yield	7 180 USD -28,23 %	8 680 USD -2,79 %
Intermediate scenario	What you could get after deduction of costs Average annual yield	10 790 USD 7,91 %	15 370 USD 8,98 %
Favourable scenario	What you could get after deduction of costs Average annual yield	16 630 USD 66,30 %	22 450 USD 17,55 %

The chiffres shown include all costs of the product itself, but not necessarily all charges due to your adviser or distributor. These chiffres do not consider your personal fiscale situation, which may also influence the amounts you receive.

What happens if Ixios Asset Management is unable to make the payments?

The product is a co-ownership of financial instruments and deposits that is separate from the portfolio management company. In the event of default by the portfolio management company, the assets of the product held by the custodian will not be affected. In the event of default by the custodian, the risk of financial loss to the product is mitigated by the legal segregation of the custodian's assets from those of the product.

What will this investment cost me?

The person selling or advising you on this product may ask you to pay additional costs. If so, they will tell you about these costs and show you how they affect your investment.

Costs over time

The tables show the amounts deducted from your investment to cover the different types of costs. These amounts depend on the amount you invest and the length of time you hold the product. The amounts shown here are illustrations based on an example of an investment amount and different possible investment periods.

We have assumed:

- that in the first year you would get back the amount you invested (0% annual return). That for the other holding periods, the product evolves as indicated in the intermediate scenario.
- 10 000 USD are invested.

Recommended holding period: 5 years. Scenarios for an Investment of 10 000 USD	If you leave after 1 year	If you leave after 5 years (recommended holding period)
Total costs	180 USD	1 438 USD
Annual cost impact (*)	1,80 %	1,97 %

(*) It shows the extent to which costs reduce your return annually over the holding period. For example, it shows that if you exit at the end of the recommended holding period, your average return per year is expected to be 10,95 % before costs and 8,98 % after this deduction.

These figures include the maximum distribution costs that the person selling you the product can charge you. This person will inform you of the actual distribution costs.

Composition of costs

The impact of annual costs if you leave after 1 year		
One-off entry or exit costs		
Entry costs	We do not charge an entry fee for this product.	0 USD
Exit costs	We do not charge any exit fees for this product.	0 USD
Recurring costs levied each year		
Management fees and other administrative or operating costs	1,55 % of the value of your investment per year. This is an estimate based on last year's actual costs.	155 USD
Transaction costs	0,20 % of the value of your investment per year. This is an estimate based on last year's actual costs.	20 USD
Ancillary costs levied under specific conditions		
Commissions Performance	15% of the Fund's annual outperformance, net of fees, over and above the annual performance of the MSCI World NR Index - USD (NDDUWI Index) calculated using the reference asset methodology. The calculation is applied on each Net Asset Value calculation date in accordance with the conditions described in the prospectus. Past underperformance over the last 5 years must be offset before a new performance fee provision can be recorded. Performance fees on assets under management, if any, are deducted at the end of the Fund's financial year. Performance fees on redemptions, if any, may be charged during the financial year.	5 USD

These costs do not include the operating expenses inherent in the operation of the underlying assets.

These costs may differ from the actual costs that the retail investor may incur.

How long do I have to keep it and can I withdraw money early?

The recommended investment horizon is a minimum of 5 years.

You may request redemption of your shares each day. Redemption transactions are carried out daily in accordance with the terms and conditions set out in the prospectus. Investors may be penalised if they hold their shares for less than the recommended period.

How do I make a complaint?

You may make a complaint about the product or the conduct of (i) the originator of the product, (ii) a person who provides advice about the product, or (iii) a person who sells the product by sending an e-mail or letter to the following persons, as applicable:

- If your complaint concerns the product itself or the behaviour of the initiator: please contact Ixios Asset Management by e-mail (compliance@ixios-am.com) or by post, preferably with return receipt, at Ixios Asset Management - 8, rue d'Aboukir 75002 Paris. A complaints handling procedure is available on the company's website: <https://ixios-am.com/fr/informations-reglementaires>
- If your complaint concerns a person who provides advice on the product or offers it, please contact that person directly.

IXIOS AM shall not be liable for any statement contained herein that is misleading, inaccurate or inconsistent with the corresponding parts of the Fund's prospectus.

Other relevant information

If you are not satisfied with the response you receive, or if your contact does not reply within 1 month, you can also contact the AMF Ombudsman by filling in the electronic form on the AMF website (www.amf-france.org), or by post: Le Médiateur - Autorité des marchés financiers - 17, place de la Bourse - 75082 PARIS CEDEX 02.

The UCI is classified as Article 6 within the meaning of Regulation (EU) 2019/2088 on the publication of sustainability information in the financial services sector (known as the Disclosure Regulation).

The prospectus, articles of association, key investor information documents, notices to investors, financial reports and other information documents relating to the Fund, including the various published policies of the Fund, can be found on our website www.ixios-am.com. You may also request a copy of these documents from the registered office of the Management Company.

Where this product is used as a unit-linked carrier in a life insurance or capitalisation contract, additional information on this contract, such as the costs of the contract, which are not included in the costs set out in this document, the contact in the event of a claim and what happens if the insurance company defaults, is set out in the key information document for this contract, which must be provided by your insurer or broker or any other insurance intermediary in accordance with its legal obligation.

A Gates redemption cap mechanism may be implemented by the Management Company. For more information on this mechanism, please refer to the "Gates redemption cap mechanism" section of the Prospectus.

Past performance: You can download the Fund's past performance at www.ixios-am.com

Performance scenarios: You can consult the performance scenarios updated each month on www.ixios-am.com

Additional information for Switzerland: the fund's country of origin is France. In Switzerland, the representative and Paying Agent is Société Générale, Zurich Branch, Talacker 50, P.O. Box 5070, CH-8021 Zurich. The prospectus, key investor information, regulations or articles of association, annual and semi-annual reports may be obtained free of charge from the representative.

Product: IXIOS CONVICTIONS P - USD

ISIN: FR0013412921 - Currency: USD

This UCITS is a sub-fund of the IXIOS FUNDS SICAV.

Name of offeror: Ixios Asset Management

Website: www.ixios-am.com

Contact: call +33 1 89 19 87 30 for further information

Competent authority: The Autorité des Marchés Financiers (AMF) is responsible for supervising Ixios Asset Management regarding this key information document. Ixios Asset Management is authorised in France under number GP-19000010 and regulated by the Autorité des Marchés Financiers.

Key information document production date: 08/31/2023.

Warning

You are about to buy a product that is not simple and may be difficult to understand.

What this product consists of

Type: Equities IXIOS CONVICTIONS P - USD of the Sub-Fund - Undertaking for Collective Investment in Transferable Securities (UCITS) Ixios Convictions of the Ixios Funds SICAV.

Duration: The Fund is open-ended. The management company may dissolve the fund by liquidation or merger with another fund in the best interests of investors and in accordance with the Prospectus.

Objectives: IXIOS Convictions is a sub-fund seeking long-term performance from the normalisation of excessive discounts on equities and bonds issued by companies in developed markets.

The objective of the P - USD is to outperform the MSCI World NR Index - USD (NDDUWI Index) over an investment period of 5 years, after deduction of ongoing costs.

The UCI is classified as Article 6 within the meaning of Regulation (EU) 2019/2088 on the publication of sustainability information in the financial services sector (known as the Disclosure Regulation).

The investment strategy consists of:

- Identify companies at an excessive discount in terms of their: Performance (absolute or relative to the sector); Valuation (P/E ratios, EV/Ebitda, EV/Sales, etc.); Profitability (FCF, profit margin, etc.).
- Determine the drivers for their recovery or catch-up: review of candidates for recovery within a broad universe of mainly European and US equities, which may involve a direct meeting (in person or by telephone) with the companies in which the sub-fund invests.

This is followed by a fundamental analysis of each case, based on a number of criteria, including : The discount on the value of the shares and/or bonds issued by the company; The quality of the company's management; The quality of its financial structure; The visibility of the company's future results; The prospects for growth in production, sales and cash flow; The geopolitical risks associated with the location of the assets; The speculative aspect of the value.

Geographically, the investment universe is essentially made up of equities of companies listed in Europe and the United States. However, up to 10% of the Fund's assets may be invested in emerging market equities.

Equities are of all capitalisation sizes. The sub-fund invests between 60% and 100% of its net assets in equities.

The Sub-Fund may invest up to 20% of its net assets in Money Market Instruments, mainly for liquidity management purposes.

These are instruments with a residual maturity of less than or equal to twelve months issued by governments in Euros that are high-grade or better (minimum short-term rating equivalent to A-1 on the Standard & Poor's rating scale, P-1 for Moody's or F1 for Fitch Ratings, or a rating deemed equivalent by the management company).

The sub-fund may invest in financial contracts traded on international markets, up to a limit of one time the sub-fund's net assets, in order to enter into: sales of options listed on regulated markets, purchases of options listed on regulated markets, forward exchange contracts (over the counter or standardised) or currency swaps in order to hedge exposure to certain currencies.

The Fund may also hold embedded derivatives (warrants or certificates) up to a limit of 10% of its net assets.

The Sub-Fund may also invest up to 10% of its net assets in money market UCIs.

The Sub-Fund may hold up to 10% of its net assets in term deposits with the Custodian.

Target retail investors: This product is aimed at professional investors who have advanced knowledge and significant experience of investing in funds, who aim to increase the value of their investment over the recommended holding period and who are prepared to assume a high level of risk on their initial capital.

Redemption and transaction: Investors may obtain redemption on any business day upon simple request. Subscription and redemption requests are centralised each trading day before 6pm with our centralising agent Société Générale and executed based on the next net asset value dated the following day.

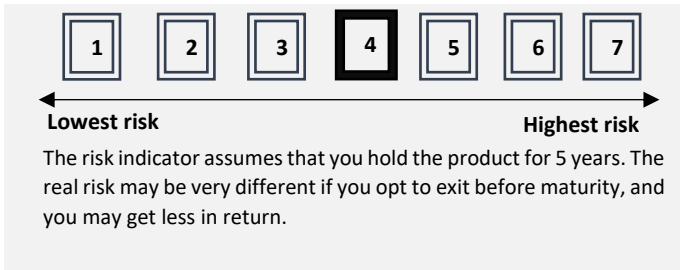
Custodian: Société Générale SA

Practical information: Further information on this Fund, including the prospectus and financial reports, may be obtained free of charge on request from : Ixios Asset Management - 8, rue d'Aboukir, 75002 Paris, France.

The net asset value of the Funds is available at www.ixios-am.com.

What are the risks and what's in it for me?

Risk indicator:



We have classified this product in risk class 4 out of 7, which is a "medium risk class".

In other words, the potential losses linked to the future performance of the product are at an "average" level and, if the situation were to deteriorate on the markets, it is possible that our ability to pay you would be affected.

Other materially relevant risks not included in the synthetic risk indicator: Market liquidity risk may accentuate variations in the product's performance.

As this product does not provide protection against the vagaries of the market, you could lose all or part of your investment.

In addition to the risks included in the risk indicator, other risks may influence the Fund's performance. Please refer to the fund prospectus.

The synthetic risk indicator shows the level of risk of this product compared with others. It indicates the probability that this product will incur losses in the event of market movements or if we are unable to pay you.

Beware of exchange rate risk. If the currency of your account is different from that of this Share, the amounts paid to you will depend on the exchange rate between the currencies. This currency risk is not considered in the above indicator.

Performance scenarios

The unfavourable, intermediate, and favourable scenarios presented represent examples using the best and worst performances, as well as the average performance of the product, possibly supplemented by that of the reference indicator over the last ten years. Markets could evolve very differently in the future. The stress scenario shows what you could achieve in extreme market situations.

What you get out of this product depends on future market performance. Future market movements are unpredictable and cannot be accurately predicted.

Amounts in USD rounded to 10 USD near

Investment of 10 000 USD Scenarios		If you leave after 1 year	If you leave after 5 years (Recommended holding period)
Tension scenario	What you could get after deduction of costs Average annual yield	1 450 USD -85,45%	960 USD -37,40 %
Unfavourable scenario	What you could get after deduction of costs Average annual yield	8 000 USD -20,04 %	8 960 USD -2,18 %
Intermediate scenario	What you could get after deduction of costs Average annual yield	11 060 USD 10,61 %	16 640 USD 10,72 %
Favourable scenario	What you could get after deduction of costs Average annual yield	15 570 USD 55,74 %	20 820 USD 15,80 %

The chiffres shown include all costs of the product itself, but not necessarily all charges due to your adviser or distributor. These chiffres do not consider your personal fiscale situation, which may also influence the amounts you receive.

What happens if Ixios Asset Management is unable to make the payments?

The product is a co-ownership of financial instruments and deposits that is separate from the portfolio management company. In the event of default by the portfolio management company, the assets of the product held by the custodian will not be affected. In the event of default by the custodian, the risk of financial loss to the product is mitigated by the legal segregation of the custodian's assets from those of the product.

What will this investment cost me?

The person selling or advising you on this product may ask you to pay additional costs. If so, they will tell you about these costs and show you how they affect your investment.

Costs over time

The tables show the amounts deducted from your investment to cover the different types of costs. These amounts depend on the amount you invest and the length of time you hold the product. The amounts shown here are illustrations based on an example of an investment amount and different possible investment periods.

We have assumed:

- that in the first year you would get back the amount you invested (0% annual return). That for the other holding periods, the product evolves as indicated in the intermediate scenario.
- 10 000 USD are invested.

Recommended holding period: 5 years.	If you leave after 1 year	If you leave after 5 years (recommended holding period)
Scenarios for an Investment of 10 000 USD		
Total costs	248 USD	2 164 USD
Annual cost impact (*)	2,48 %	2,74 %

(*) It shows the extent to which costs reduce your return annually over the holding period. For example, it shows that if you exit at the end of the recommended holding period, your average return per year is expected to be 13,46 % before costs and 10,72 % after this deduction.

These figures include the maximum distribution costs that the person selling you the product can charge you. This person will inform you of the actual distribution costs.

Composition of costs

The impact of annual costs if you leave after 1 year		
One-off entry or exit costs		
Entry costs	We do not charge an entry fee for this product.	0 USD
Exit costs	We do not charge any exit fees for this product.	0 USD
Recurring costs levied each year		
Management fees and other administrative or operating costs	2,17 % of the value of your investment per year. This is an estimate based on last year's actual costs.	217 USD
Transaction costs	0,20 % of the value of your investment per year. This is an estimate based on last year's actual costs.	20 USD
Ancillary costs levied under specific conditions		
Commissions Performance	15% of the Fund's annual outperformance, net of fees, over and above the annual performance of the MSCI World NR Index - USD (NDDUWI Index) calculated using the reference asset methodology. The calculation is applied on each Net Asset Value calculation date in accordance with the conditions described in the prospectus. Past underperformance over the last 5 years must be offset before a new performance fee provision can be recorded. Performance fees on assets under management, if any, are deducted at the end of the Fund's financial year. Performance fees on redemptions, if any, may be charged during the financial year.	11 USD

These costs do not include the operating expenses inherent in the operation of the underlying assets.

These costs may differ from the actual costs that the retail investor may incur.

How long do I have to keep it and can I withdraw money early?

The recommended investment horizon is a minimum of 5 years.

You may request redemption of your shares each day. Redemption transactions are carried out daily in accordance with the terms and conditions set out in the prospectus. Investors may be penalised if they hold their shares for less than the recommended period.

How do I make a complaint?

You may make a complaint about the product or the conduct of (i) the originator of the product, (ii) a person who provides advice about the product, or (iii) a person who sells the product by sending an e-mail or letter to the following persons, as applicable:

- If your complaint concerns the product itself or the behaviour of the initiator: please contact Ixios Asset Management by e-mail (compliance@ixios-am.com) or by post, preferably with return receipt, at Ixios Asset Management - 8, rue d'Aboukir 75002 Paris. A complaints handling procedure is available on the company's website: <https://ixios-am.com/fr/informations-reglementaires>
- If your complaint concerns a person who provides advice on the product or offers it, please contact that person directly.

IXIOS AM shall not be liable for any statement contained herein that is misleading, inaccurate or inconsistent with the corresponding parts of the Fund's prospectus.

Other relevant information

If you are not satisfied with the response you receive, or if your contact does not reply within 1 month, you can also contact the AMF Ombudsman by filling in the electronic form on the AMF website (www.amf-france.org), or by post: Le Médiateur - Autorité des marchés financiers - 17, place de la Bourse - 75082 PARIS CEDEX 02.

The UCI is classified as Article 6 within the meaning of Regulation (EU) 2019/2088 on the publication of sustainability information in the financial services sector (known as the Disclosure Regulation).

The prospectus, articles of association, key investor information documents, notices to investors, financial reports and other information documents relating to the Fund, including the various published policies of the Fund, can be found on our website www.ixios-am.com. You may also request a copy of these documents from the registered office of the Management Company.

Where this product is used as a unit-linked carrier in a life insurance or capitalisation contract, additional information on this contract, such as the costs of the contract, which are not included in the costs set out in this document, the contact in the event of a claim and what happens if the insurance company defaults, is set out in the key information document for this contract, which must be provided by your insurer or broker or any other insurance intermediary in accordance with its legal obligation.

A Gates redemption cap mechanism may be implemented by the Management Company. For more information on this mechanism, please refer to the "Gates redemption cap mechanism" section of the Prospectus.

Past performance: You can download the Fund's past performance at www.ixios-am.com

Performance scenarios: You can consult the performance scenarios updated each month on www.ixios-am.com

Additional information for Switzerland: the fund's country of origin is France. In Switzerland, the representative and Paying Agent is Société Générale, Zurich Branch, Talacker 50, P.O. Box 5070, CH-8021 Zurich. The prospectus, key investor information, regulations or articles of association, annual and semi-annual reports may be obtained free of charge from the representative.

Product: IXIOS CONVICTIONS P - EUR

ISIN: FR0013447778 - Currency: EUR

This UCITS is a sub-fund of the IXIOS FUNDS SICAV.

Name of offeror: Ixios Asset Management

Website: www.ixios-am.com

Contact: call +33 1 89 19 87 30 for further information

Competent authority: The Autorité des Marchés Financiers (AMF) is responsible for supervising Ixios Asset Management regarding this key information document. Ixios Asset Management is authorised in France under number GP-19000010 and regulated by the Autorité des Marchés Financiers.

Key information document production date: 08/31/2023.

Warning

You are about to buy a product that is not simple and may be difficult to understand.

What this product consists of

Type: Equities IXIOS CONVICTIONS P - EUR of the Sub-Fund - Undertaking for Collective Investment in Transferable Securities (UCITS) Ixios Convictions of the Ixios Funds SICAV.

Duration: The Fund is open-ended. The management company may dissolve the fund by liquidation or merger with another fund in the best interests of investors and in accordance with the Prospectus.

Objectives: IXIOS Convictions is a sub-fund seeking long-term performance from the normalisation of excessive discounts on equities and bonds issued by companies in developed markets.

The objective of the P - EUR is to outperform the MSCI World Net Total Return EUR (MSDEWIN Index) over an investment period of 5 years, after deduction of ongoing costs.

The UCI is classified as Article 6 within the meaning of Regulation (EU) 2019/2088 on the publication of sustainability information in the financial services sector (known as the Disclosure Regulation).

The investment strategy consists of:

- Identify companies at an excessive discount in terms of their: Performance (absolute or relative to the sector); Valuation (P/E ratios, EV/Ebitda, EV/Sales, etc.); Profitability (FCF, profit margin, etc.).
- Determine the drivers for their recovery or catch-up: review of candidates for recovery within a broad universe of mainly European and US equities, which may involve a direct meeting (in person or by telephone) with the companies in which the sub-fund invests.

This is followed by a fundamental analysis of each case, based on a number of criteria, including : The discount on the value of the shares and/or bonds issued by the company; The quality of the company's management; The quality of its financial structure; The visibility of the company's future results; The prospects for growth in production, sales and cash flow; The geopolitical risks associated with the location of the assets; The speculative aspect of the value.

Geographically, the investment universe is essentially made up of equities of companies listed in Europe and the United States. However, up to 10% of the Fund's assets may be invested in emerging market equities.

Equities are of all capitalisation sizes. The sub-fund invests between 60% and 100% of its net assets in equities.

The Sub-Fund may invest up to 20% of its net assets in Money Market Instruments, mainly for liquidity management purposes.

These are instruments with a residual maturity of less than or equal to twelve months issued by governments in Euros that are high-grade or better (minimum short-term rating equivalent to A-1 on the Standard & Poor's rating scale, P-1 for Moody's or F1 for Fitch Ratings, or a rating deemed equivalent by the management company).

The sub-fund may invest in financial contracts traded on international markets, up to a limit of one time the sub-fund's net assets, in order to enter into: sales of options listed on regulated markets, purchases of options listed on regulated markets, forward exchange contracts (over the counter or standardised) or currency swaps in order to hedge exposure to certain currencies.

The Fund may also hold embedded derivatives (warrants or certificates) up to a limit of 10% of its net assets.

The Sub-Fund may also invest up to 10% of its net assets in money market UCIs.

The Sub-Fund may hold up to 10% of its net assets in term deposits with the Custodian.

Target retail investors: This product is aimed at professional investors who have advanced knowledge and significant experience of investing in funds, who aim to increase the value of their investment over the recommended holding period and who are prepared to assume a high level of risk on their initial capital.

Redemption and transaction: Investors may obtain redemption on any business day upon simple request. Subscription and redemption requests are centralised each trading day before 6pm with our centralising agent Société Générale and executed based on the next net asset value dated the following day.

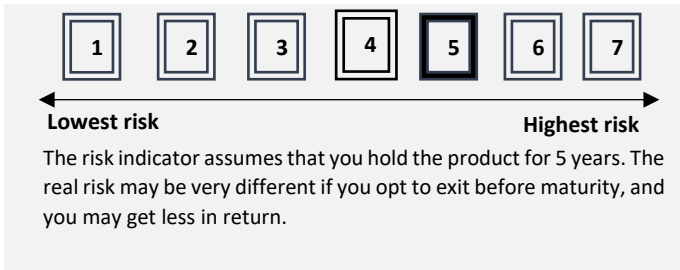
Custodian: Société Générale SA

Practical information: Further information on this Fund, including the prospectus and financial reports, may be obtained free of charge on request from : Ixios Asset Management - 8, rue d'Aboukir, 75002 Paris, France.

The net asset value of the Funds is available at www.ixios-am.com.

What are the risks and what's in it for me?

Risk indicator:



The synthetic risk indicator shows the level of risk of this product compared with others. It indicates the probability that this product will incur losses in the event of market movements or if we are unable to pay you.

Beware of exchange rate risk. If the currency of your account is different from that of this Share, the amounts paid to you will depend on the exchange rate between the currencies. This currency risk is not considered in the above indicator.

We have classified this product in risk class 5 out of 7, which is a "medium-high risk class".

In other words, the potential losses linked to the future performance of the product are at an "high average" level and, if the situation were to deteriorate on the markets, it is possible that our ability to pay you would be affected.

Other materially relevant risks not included in the synthetic risk indicator: Market liquidity risk may accentuate variations in the product's performance.

As this product does not provide protection against the vagaries of the market, you could lose all or part of your investment.

In addition to the risks included in the risk indicator, other risks may influence the Fund's performance. Please refer to the fund prospectus.

Performance scenarios

The unfavourable, intermediate, and favourable scenarios presented represent examples using the best and worst performances, as well as the average performance of the product, possibly supplemented by that of the reference indicator over the last ten years. Markets could evolve very differently in the future. The stress scenario shows what you could achieve in extreme market situations.

What you get out of this product depends on future market performance. Future market movements are unpredictable and cannot be accurately predicted.

Amounts in EUR rounded to 10 EUR near

Investment of 10 000 EUR Scenarios		If you leave after 1 year	If you leave after 5 years (Recommended holding period)
Tension scenario	What you could get after deduction of costs Average annual yield	5 190 EUR -48,06%	3 670 EUR -18,16 %
Unfavourable scenario	What you could get after deduction of costs Average annual yield	8 040 EUR -19,63 %	9 420 EUR -1,19 %
Intermediate scenario	What you could get after deduction of costs Average annual yield	10 790 EUR 7,87 %	15 070 EUR 8,55 %
Favourable scenario	What you could get after deduction of costs Average annual yield	15 400 EUR 54,03 %	20 910 EUR 15,90 %

The chiffres shown include all costs of the product itself, but not necessarily all charges due to your adviser or distributor. These chiffres do not consider your personal fiscale situation, which may also influence the amounts you receive.

What happens if Ixios Asset Management is unable to make the payments?

The product is a co-ownership of financial instruments and deposits that is separate from the portfolio management company. In the event of default by the portfolio management company, the assets of the product held by the custodian will not be affected. In the event of default by the custodian, the risk of financial loss to the product is mitigated by the legal segregation of the custodian's assets from those of the product.

What will this investment cost me?

The person selling or advising you on this product may ask you to pay additional costs. If so, they will tell you about these costs and show you how they affect your investment.

Costs over time

The tables show the amounts deducted from your investment to cover the different types of costs. These amounts depend on the amount you invest and the length of time you hold the product. The amounts shown here are illustrations based on an example of an investment amount and different possible investment periods.

We have assumed:

- that in the first year you would get back the amount you invested (0% annual return). That for the other holding periods, the product evolves as indicated in the intermediate scenario.
- 10 000 EUR are invested.

Recommended holding period: 5 years.	If you leave after 1 year	If you leave after 5 years (recommended holding period)
Scenarios for an Investment of 10 000 EUR		
Total costs	240 EUR	1 897 EUR
Annual cost impact (*)	2,40 %	2,61 %

(*) It shows the extent to which costs reduce your return annually over the holding period. For example, it shows that if you exit at the end of the recommended holding period, your average return per year is expected to be 11,15 % before costs and 8,55 % after this deduction.

These figures include the maximum distribution costs that the person selling you the product can charge you. This person will inform you of the actual distribution costs.

Composition of costs

The impact of annual costs if you leave after 1 year		
One-off entry or exit costs		
Entry costs	We do not charge an entry fee for this product.	0 EUR
Exit costs	We do not charge any exit fees for this product.	0 EUR
Recurring costs levied each year		
Management fees and other administrative or operating costs	2,20 % of the value of your investment per year. This is an estimate based on last year's actual costs.	220 EUR
Transaction costs	0,20 % of the value of your investment per year. This is an estimate based on last year's actual costs.	20 EUR
Ancillary costs levied under specific conditions		
Commissions Performance	15% of the Fund's annual outperformance, net of fees, over and above the annual performance of the MSCI World Net Total Return EUR (MSDEWIN Index) calculated using the reference asset methodology. The calculation is applied on each Net Asset Value calculation date in accordance with the conditions described in the prospectus. Past underperformance over the last 5 years must be offset before a new performance fee provision can be recorded. Performance fees on assets under management, if any, are deducted at the end of the Fund's financial year. Performance fees on redemptions, if any, may be charged during the financial year.	0 EUR

These costs do not include the operating expenses inherent in the operation of the underlying assets.

These costs may differ from the actual costs that the retail investor may incur.

How long do I have to keep it and can I withdraw money early?

The recommended investment horizon is a minimum of 5 years.

You may request redemption of your shares each day. Redemption transactions are carried out daily in accordance with the terms and conditions set out in the prospectus. Investors may be penalised if they hold their shares for less than the recommended period.

How do I make a complaint?

You may make a complaint about the product or the conduct of (i) the originator of the product, (ii) a person who provides advice about the product, or (iii) a person who sells the product by sending an e-mail or letter to the following persons, as applicable:

- If your complaint concerns the product itself or the behaviour of the initiator: please contact Ixios Asset Management by e-mail (compliance@ixios-am.com) or by post, preferably with return receipt, at Ixios Asset Management - 8, rue d'Aboukir 75002 Paris. A complaints handling procedure is available on the company's website: <https://ixios-am.com/fr/informations-reglementaires>
- If your complaint concerns a person who provides advice on the product or offers it, please contact that person directly.

IXIOS AM shall not be liable for any statement contained herein that is misleading, inaccurate or inconsistent with the corresponding parts of the Fund's prospectus.

Other relevant information

If you are not satisfied with the response you receive, or if your contact does not reply within 1 month, you can also contact the AMF Ombudsman by filling in the electronic form on the AMF website (www.amf-france.org), or by post: Le Médiateur - Autorité des marchés financiers - 17, place de la Bourse - 75082 PARIS CEDEX 02.

The UCI is classified as Article 6 within the meaning of Regulation (EU) 2019/2088 on the publication of sustainability information in the financial services sector (known as the Disclosure Regulation).

The prospectus, articles of association, key investor information documents, notices to investors, financial reports and other information documents relating to the Fund, including the various published policies of the Fund, can be found on our website www.ixios-am.com. You may also request a copy of these documents from the registered office of the Management Company.

Where this product is used as a unit-linked carrier in a life insurance or capitalisation contract, additional information on this contract, such as the costs of the contract, which are not included in the costs set out in this document, the contact in the event of a claim and what happens if the insurance company defaults, is set out in the key information document for this contract, which must be provided by your insurer or broker or any other insurance intermediary in accordance with its legal obligation.

A Gates redemption cap mechanism may be implemented by the Management Company. For more information on this mechanism, please refer to the "Gates redemption cap mechanism" section of the Prospectus.

Past performance: You can download the Fund's past performance at www.ixios-am.com

Performance scenarios: You can consult the performance scenarios updated each month on www.ixios-am.com

Additional information for Switzerland: the fund's country of origin is France. In Switzerland, the representative and Paying Agent is Société Générale, Zurich Branch, Talacker 50, P.O. Box 5070, CH-8021 Zurich. The prospectus, key investor information, regulations or articles of association, annual and semi-annual reports may be obtained free of charge from the representative.